

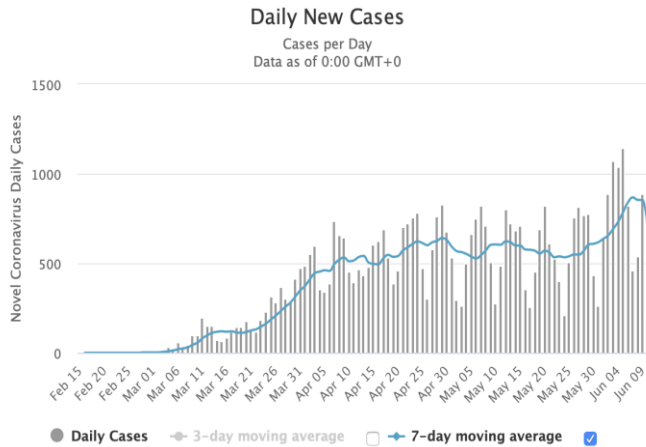


Strategic Value Investing
Covid-19, Recovery & Long-Term Investing
June 2020

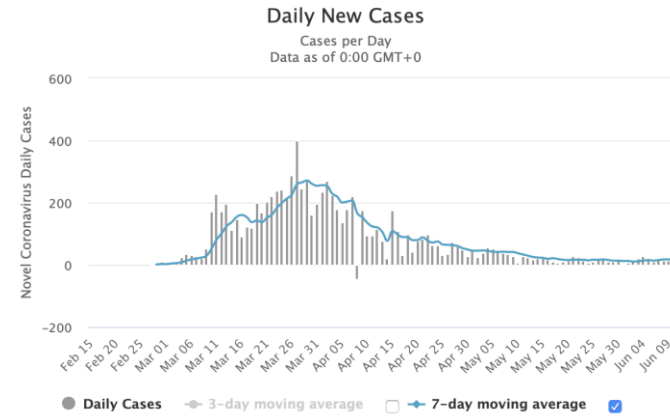
- **Covid-19. The worst is behind us / J. Carlos Jarillo**
- Our macro base case & the Classic Fund / Marcos Hernandez
- Natural Resources is a unique opportunity / Urs Marti
- It is time for value / Marcos Hernandez
- Conclusion and Q&A / Alex Rauchenstein

Key message: The worst is behind us. We will be back to normal by the end of 2021

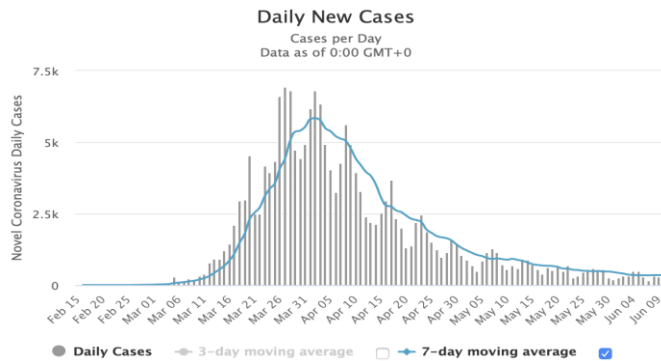
Sweden



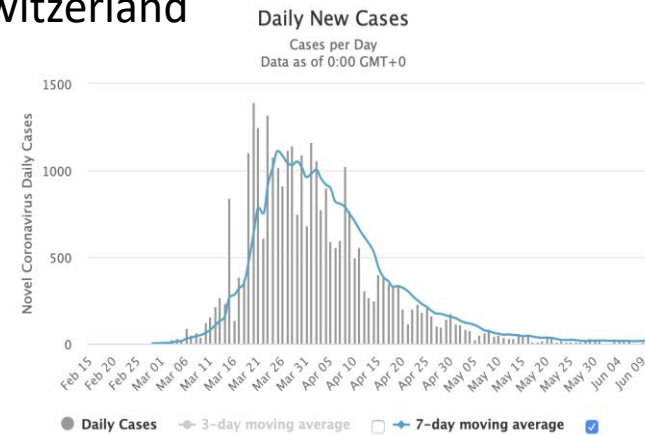
Norway



Germany



Switzerland

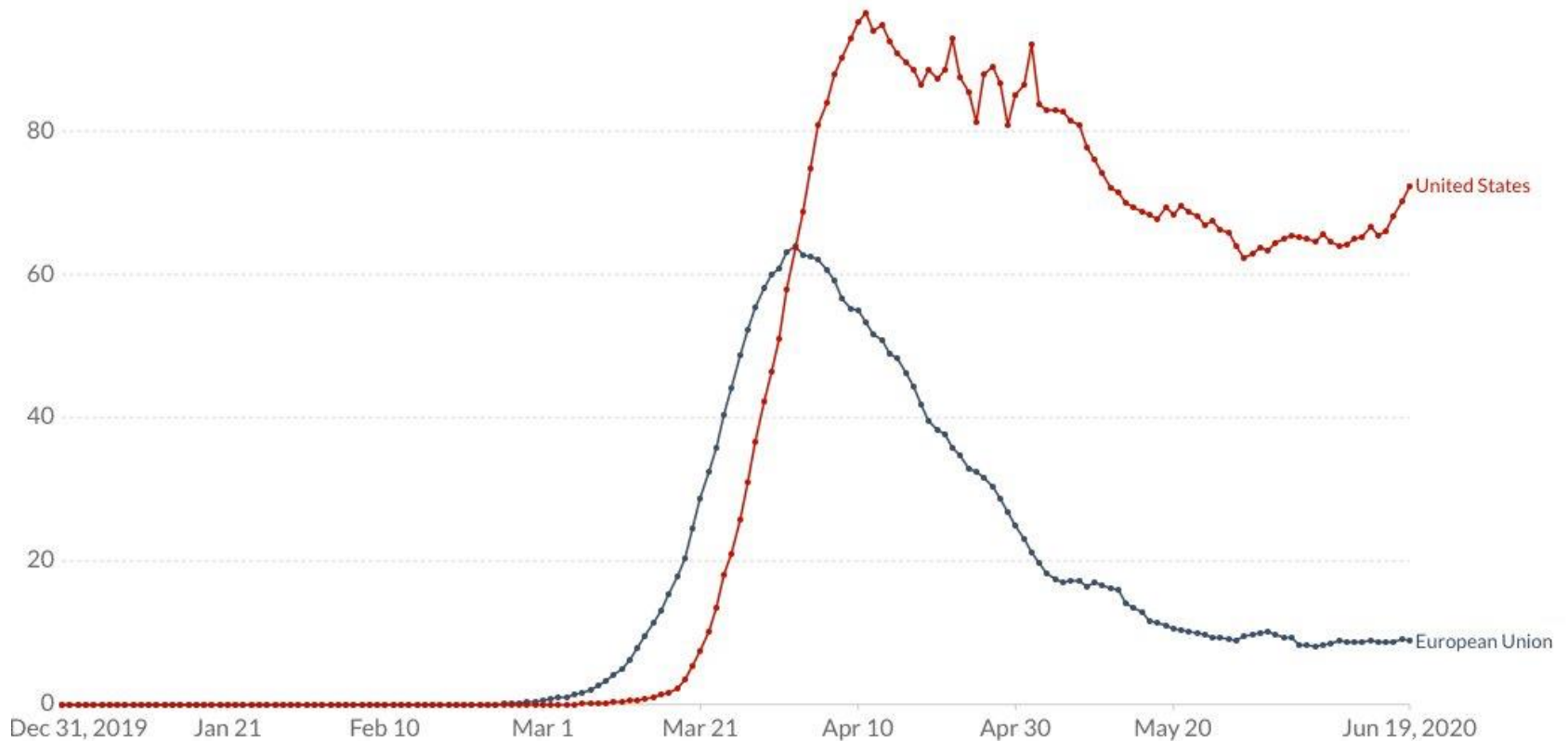


Daily new confirmed COVID-19 cases per million people

Shown is the rolling 7-day average. The number of confirmed cases is lower than the number of actual cases; the main reason for that is limited testing.

Our World
in Data

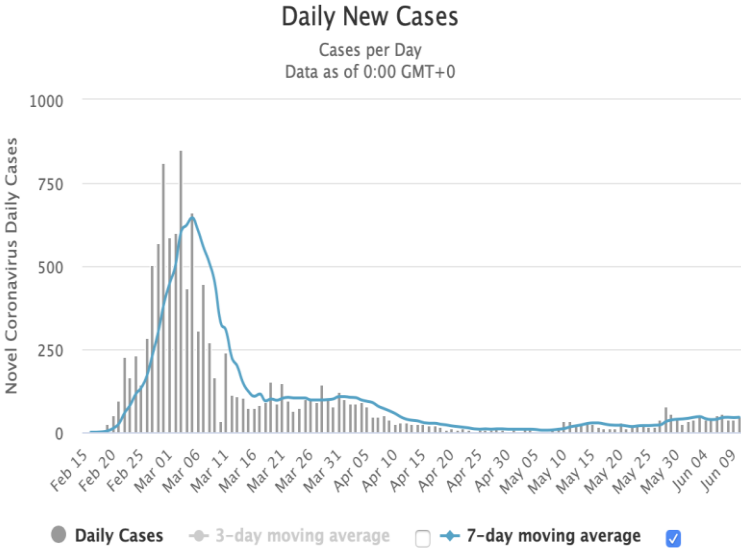
LINEAR LOG



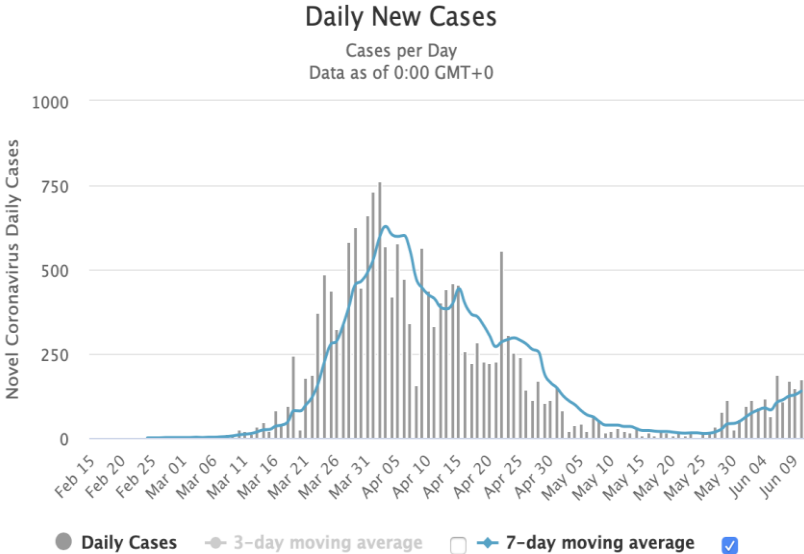
We do not see a second wave

However, if some degree of “rebound” were to happen here, it could be controlled without a huge disruption

S. Korea

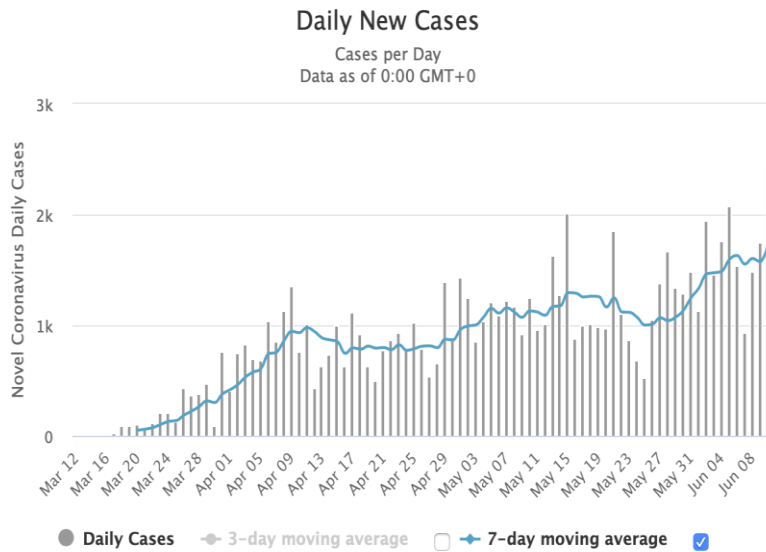


Israel

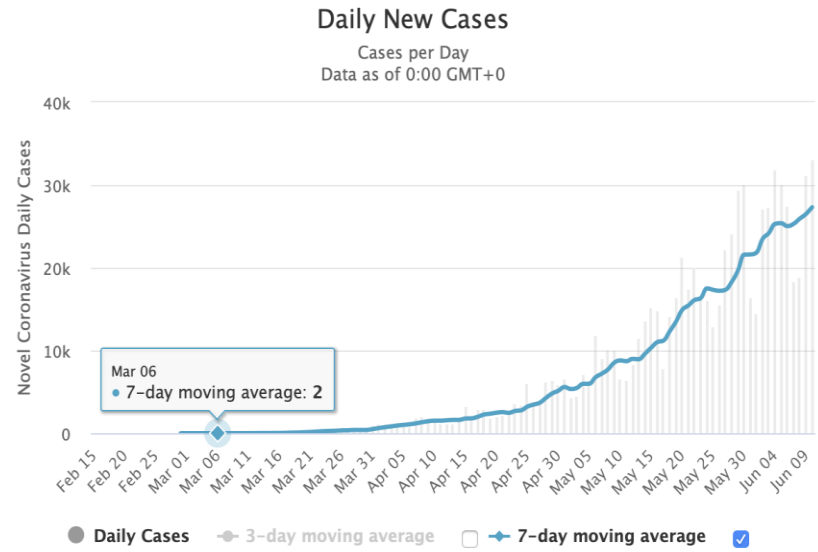


But in places where proper measures are not applied, the virus takes a much longer time to recede

Texas

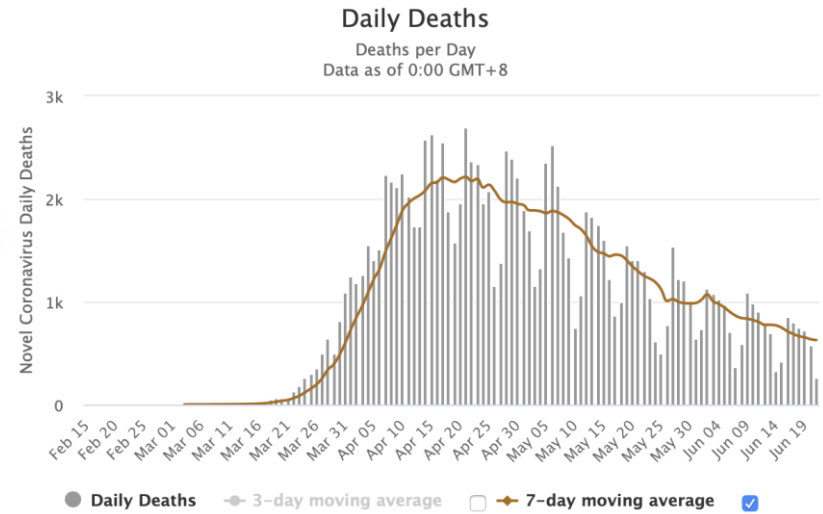
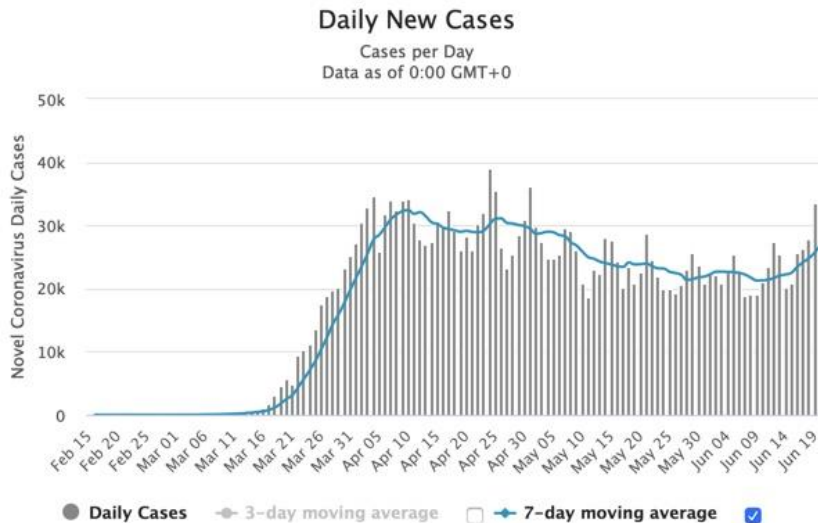


Brazil



Even where cases are increasing, mortality keeps decreasing

US Daily new cases and daily new deaths



This is probably due to much more testing (more cases) and a much better understanding of the disease by treating doctors (fewer deaths)

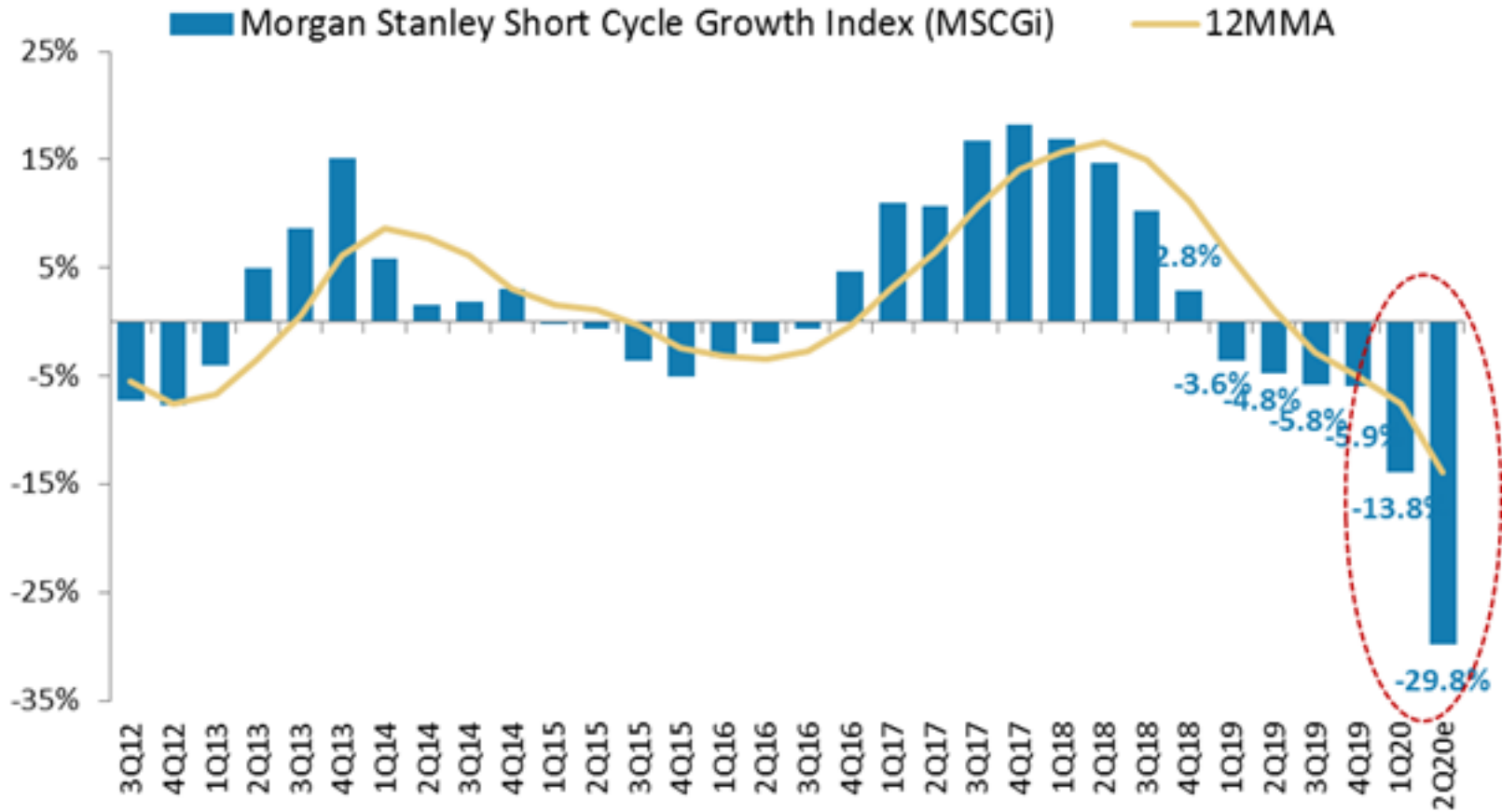
- It is reasonable to expect that one **or several drugs** will not only mitigate the virus's effects but eliminate it in the foreseeable future, i.e. monoclonal antibodies. In this sense, **Dexamethasone** is really good news, a small step but very very welcome.
- **Vaccines** are, of course, also being developed. More than 120 serious projects are underway.
- CEO of Pfizer, Moderna and other leading participants publicly stating that **the vaccine should be ready before year-end. This is THE GAME CHANGER.**

- Governments are now basically trying to compensate for the missing demand to ensure that their countries' lack of economic activity does not become a full-blown depression.
- And the response has been dramatic: although not as large as the drop in “normal” demand, **the government support measures in the US and Europe have been unprecedented.**
- That's why the current recession will most likely not develop into a depression and, subject to the medical advances discussed, **it should not last much longer than a year.**

- Covid-19. The worst is behind us / J. Carlos Jarillo
- **Our macro base case & the Classic Fund / Marcos Hernandez**
- Natural Resources is a unique opportunity / Urs Marti
- It is time for value / Marcos Hernandez
- Conclusion and Q&A / Alex Rauchenstein

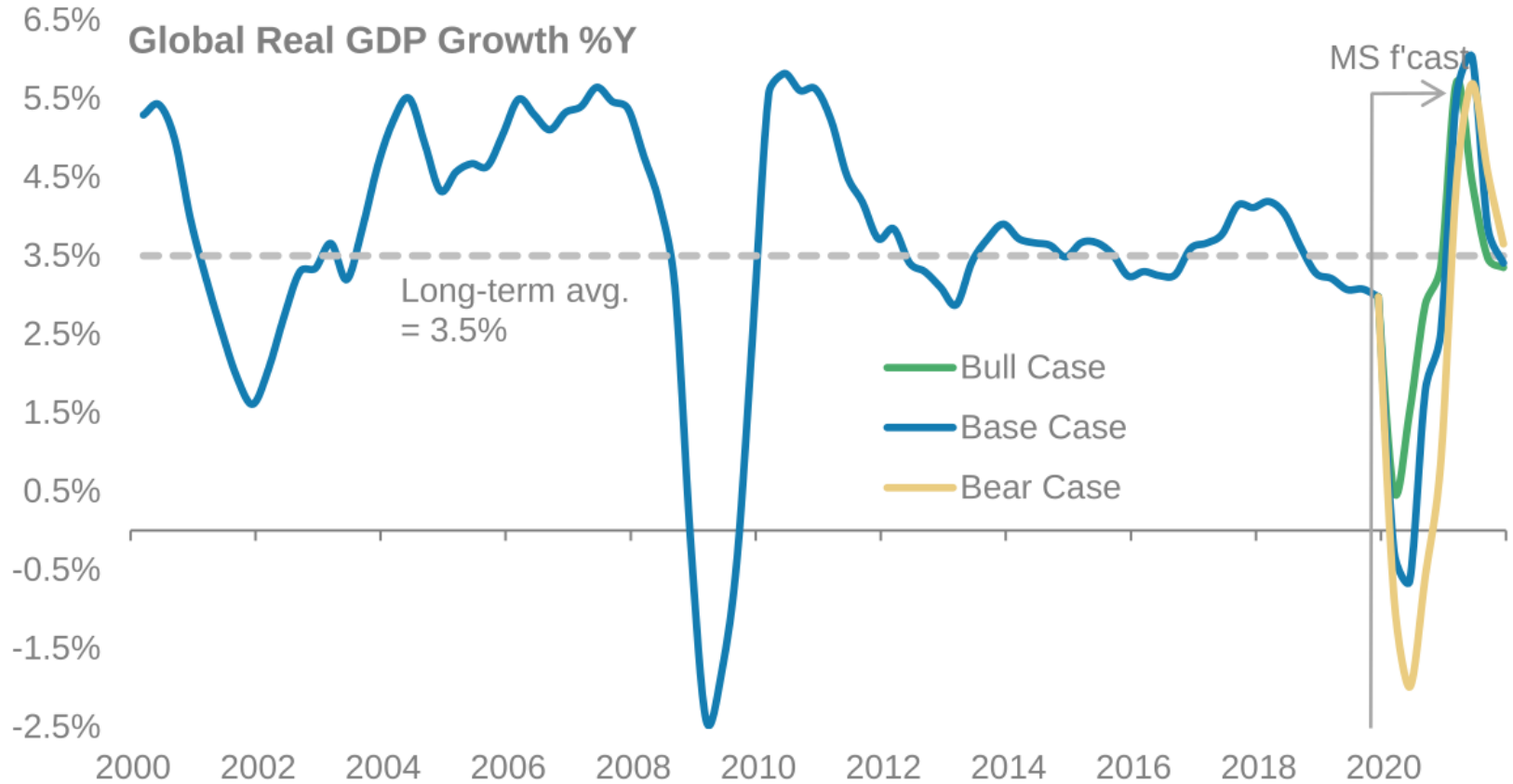
Key message: The worst is behind us. We will be back to normal by the end of 2021

The global economy troughed in Q1



Source: Morgan Stanley

Speedy recession, speedy recovery



Source: Morgan Stanley

- . **Government support measures, which on average terms will reach between 5 and 15% of GDP, are colossal** and they will replace the loss of private demand.
- . Most countries have implemented **plans to support corporates, large or SMEs, and employment**, and we think that an important part of the current loss of jobs can be recovered in H220.
- . Thanks to governments and central banks, **the flow of credit is being maintained**, and continues to work much better than in the Global Financial Crisis 2008/09.
- . As we also stated, there are **many advanced projects for medicines and vaccines** against Covid-19. We do not believe in a new broad resurgence in H2 but some sporadic outbreaks.

1. Length of the crisis 2. Industrial base (labor) 3. Credit flow 4. Science

The Classic (1): The recovery has started

- **The LTIF Classic has recovered a lot from the mid-March lows, rising by 40% in 12 weeks to EUR 350 levels.** The Classic is somewhat below the broader indices but in line with value indices.
- This performance is normal. **In a recession, cyclical stocks, small companies, and value usually tend to underperform in the short term** but outperform during the recovery phase.
- Best sectors in the Classic were technology and consumer, while the worst were energy and materials/mines. Industrial, salmon, healthcare, finance, and discretionary consumption in line.
- The Classic, as a holding of 30-35 companies, will overcome the crisis and be back to normal fast, at the latest within 12-18 months.

EUR 450 in Jan, 250 in Mar, 350 in Jun.
Efficient markets?

The Classic (2): Still very cheap

- At the current prices, **the Classic Fund is cheap, yielding a 16/17% expected return**, with an updated I.V. of EUR 680.
- An expected IRR of 20% is roughly equivalent to doubling in 3-4 years.
- Should the recovery materialize, the NAV should be around EUR 500 within two years - at the end of 2021 - and move toward EUR 680 in the medium term.
- At SIA, we believe that **it is important to set valuation targets for the companies we buy and the funds we manage.**

The LTIF Classic trades at a depressed valuation

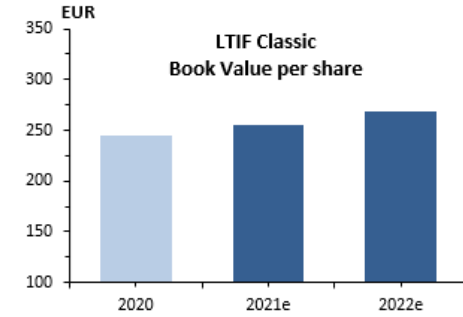
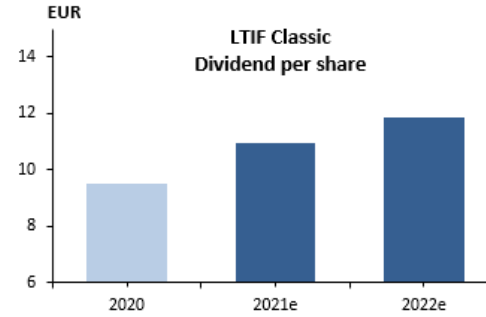
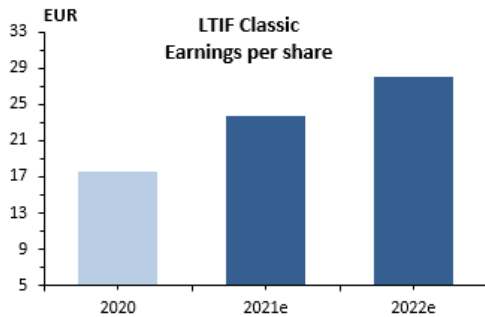
The Classic (3): 1.2x book value

Date	NAV	%
31.12.2018	348.2	-14.8%
31.12.2019	434.2	24.7%
29.05.2020	328.3	-24.4%

Year	EPS	%	P/E	EPS yield	MSCI World P/E	MSCI World EPS yield
2020	17.6		18.7	7.2%	21.9	4.8%
2021e	23.7	35%	13.8	7.2%	17.5	5.7%
2022e	28.1	18%	11.7	8.5%	15.2	6.6%

Year	DPS	%	Div. Yield	MSCI World Div. Yield
2020	9.5		2.9%	2.4%
2021e	11.0	15%	3.3%	2.5%
2022e	11.9	8%	3.6%	2.6%

Year	BPS	%	P/B	MSCI World P/B
2020	244.2		1.3	2.3
2021e	255.3	5%	1.3	2.2
2022e	268.7	5%	1.2	2.1



Normalised ROE of 15-16%

- **The Classic has a backbone of compounders, or quality, or growth at a reasonable price (GARP)**, comprising about 40% of the fund and which are highly diversified: VISA, ASML, Unilever, Viscofan, Apple, Medtronic, Grifols, etc.
- **60% of the Fund is invested in more traditional value stocks**, namely in sectors and companies that we believe are very cheap relative to their intrinsic values (we are patiently increasing this part of the Fund during the downturn).
 - As a result of our bottom-up analysis, we have found ourselves concentrated on five sectors: oil/energy (9%), aerospace (7%, Thales, Raytheon, MTU Aeroengines), salmon (7% Leroy Seafood, Grieg Seafood), building materials (7% Wienerberger, Heidelberg Cement), copper/mining (10%), business services (ISS, Sodexo 8%). Total 40-45% of the Fund.
 - The remaining 15% is invested in different sectors/businesses, such as ING (bank), Pandora (affordable jewelry), and Prysmian (electric/telco cables).

Investment Case 1. Wienerberger



- European leader in building materials
- Makes bricks, tiles, roofs and pipes
- Multilocal business with large entry barriers
- ROIC 19 10-11%, ROE19 14%, 3 % annual growth
- Good business, good management but cyclical

Investment Case 1. Wienerberger



- WIE AV fell 60% in 3 weeks to EUR 14. Back to EUR 20 per share
- Looking at their main markets, the recession impact will be soft
- Strong balance sheet, solvency and liquidity
- Forget 2020. In 2021 WIE will be back to normal
- PE of 8x 2021 P/B 1x
- 15%+ IRR . IV EUR 30



- Oil sands company
- 800,000 b/d production capacity
- Integrated model (mining, in-situ, conventional and refining assets)
- With Brent 60\$, Suncor makes a 10-12% ROIC
- Good management, good business but cyclical (LT cycles)





- Stock is down 50% since Feb-20
- The company has a sound balance sheet, solvency and liquidity. Issued bonds during the crisis
- We believe Brent, which is now at 40\$, will slowly move to 50\$ in 2020 and 60\$+ in 2021
- 20% IRR and C\$ 50 IV



- Covid-19. The worst is behind us / J. Carlos Jarillo
- Our macro base case & the Classic Fund / Marcos Hernandez
- **Natural Resources is a unique opportunity / Urs Marti**
- It is time for value / Marcos Hernandez
- Conclusion and Q&A / Alex Rauchenstein

Key message: The worst is behind us. We will be back to normal by the end of 2021

- **The Natural Resources Fund has recovered 50%+** from the March lows with a NAV of 75 euros per share, or -29% ytd.
- **The Fund remains incredibly cheap.** It has an intrinsic value of more than EUR 183 per share and, at current prices, an IRR of 22%.
- In mid-June, the fund has **40% of its investment in energy/oil and another 40% in mines**, with only 20% in agri-food and infrastructures.
- The fund is usually more balanced with 1/3 energy, 1/3 mining, and 1/3 *agri-food-infra.*, but given the current valuations, we are raising the weight of energy and mines.

GSCI/S&P500 Ratio: As cheap as it can get?

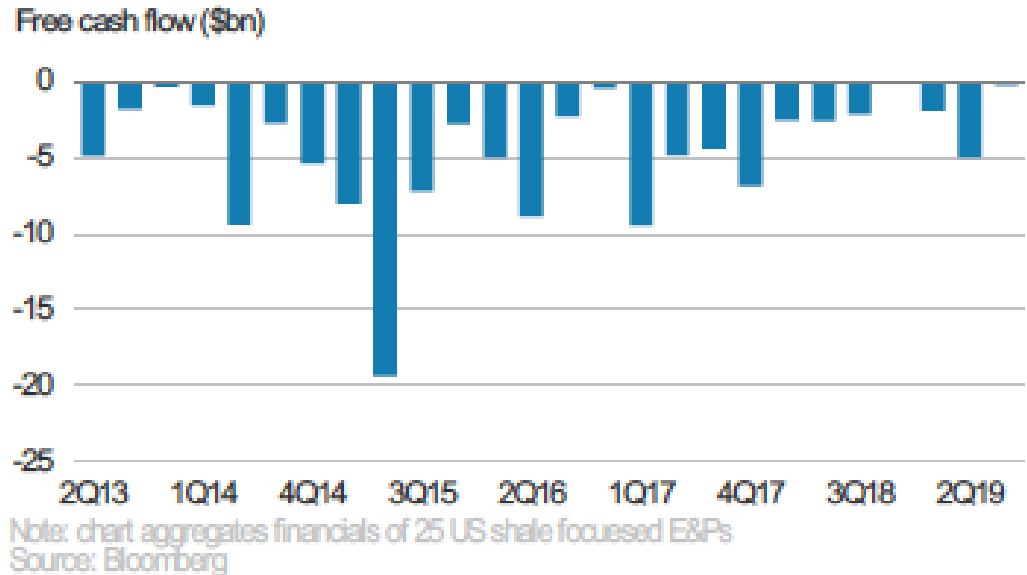


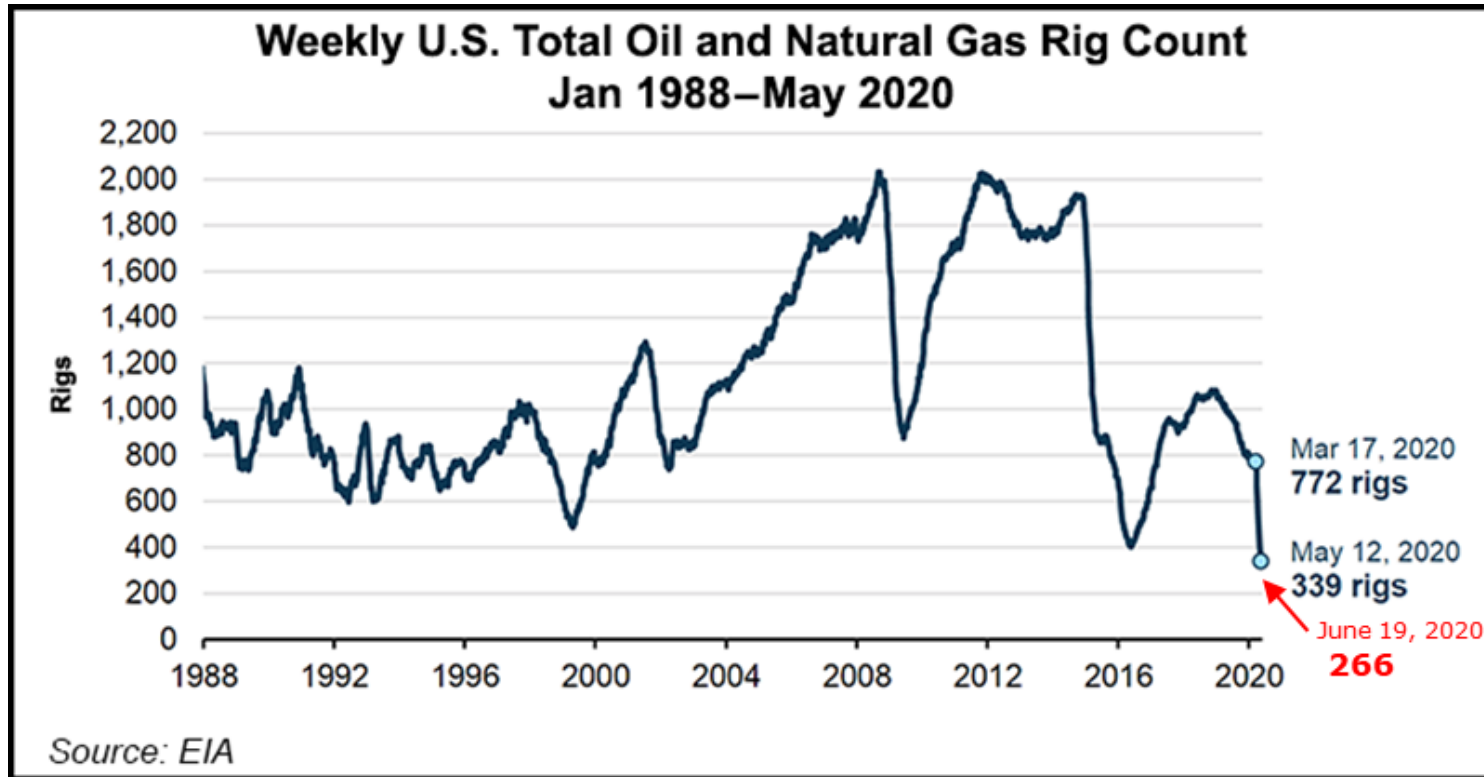
The GCC is just a pause in the oil upcycle

- The oil market has gone into an undersupply situation faster than expected following the OPEC+ cuts, shale collapse, and well shut-ins caused by low oil prices.
- Following the decision of the OPEC++ to cut production further, **inventories have peaked, and oil prices moved to marginal cash cost levels** (around USD 40 Brent).
- **Against a backdrop of undersupply, but high inventories, oil prices move up slowly** (from the marginal cash cost, but below the incentive price). Once inventories are back to normal (Q121), the oil incentive prices are usually reached (\$ 70 Brent).
- **We should end 20 at \$ 50 Brent and move towards incentive levels (\$70) in 21.**
 - 1) shale does not work below USD 60 Brent, meaning that shale production could fall by c.3m b/d
 - 2) OPEC+, which has far lower costs, is slowly going to replace those 3m plus 1-2m b/d globally requiring higher prices.
 - 3) OPEC+ will try to manage prices and inventories in a USD 60-USD 75 range.

Would you invest in this business?

1. No free cash flow since inception, so 6 years now
2. Average returns well below cost of capital since inception
3. Unit decline of 60% in the first 2 years
4. High financial gearing (related w 1)
5. Commodity business, fragmented, no moats



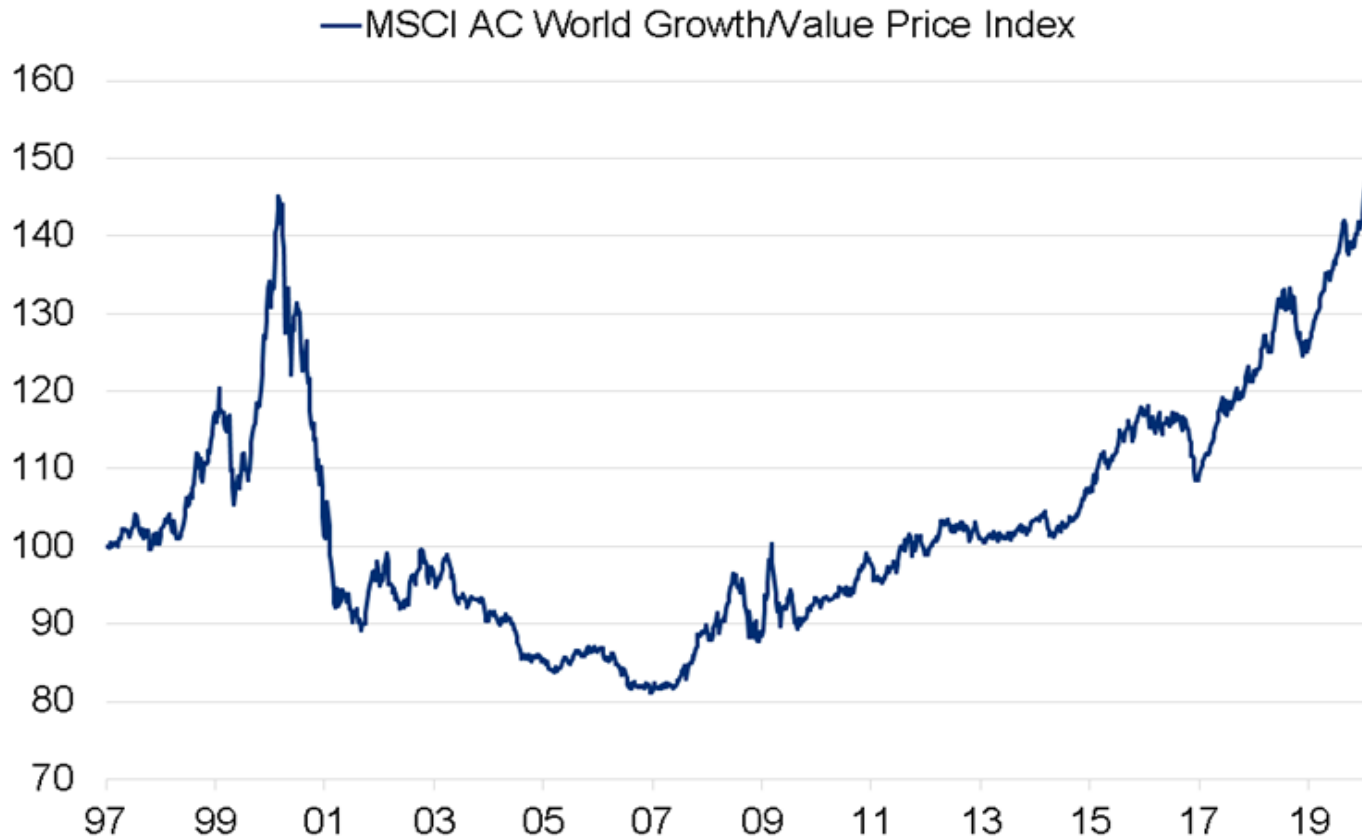


We expect a structural change in shale oil

- Shale oil is facing a structural change from uncontrolled growth with unlimited funding **to first a reset at a lower level (we estimate 5-6 m b/d) and thereafter consolidation, growth within cash-flow, return on (and to) capital, and discipline.**
 - Shale oil works, but only in a more controlled manner, in order to reverse what the chart shows, spiced with the >USD 200 bn debt.
- **Remember that the rig count was already falling long before the GCC, meaning that many wells did not work below USD 60 Brent.**
- The financial markets have burnt their fingers and will closely monitor those frackers that do not demonstrate financial discipline. **The situation and outcome might even be comparable to the oil sands in Athabasca,** where the extraction also differs fundamentally from extracting from an underground liquid reservoir.

- Covid-19. The worst is behind us / J. Carlos Jarillo
- Our macro base case & the Classic Fund / Marcos Hernandez
- Natural Resources is a unique opportunity / Urs Marti
- **It is time for value / Marcos Hernandez**
- Conclusion and Q&A / Alex Rauchenstein

Key message: The worst is behind us. We will be back to normal by the end of 2021



- **Buffett repeatedly comments that he would like to live through many crises and recessions, and he is right.**
- The objective of the Classic is to invest our savings and reinvest our profits, and thus **the best thing for the Fund and its investors is for the stock market to fall...**
- For the Classic **we are softly shifting the positioning by buying more traditional value (cheaper):** existing positions (Wienerberger and Heidelberg Cement) and new (MTU Aeroengines & EOG).
- For the Natural Resources Fund **we have sold agri-food stocks and bought more energy and mining.** Newcomers: EOG, Pioneer, Surgutneftegas or ConocoPhillips.

The key to succeed is having a quality fund before any crisis materializes.

Conclusion and Q&A / Alex Rauchenstein

LTIF (SIA) Classic, Stability A Cap, SRI and Natural Resources

- Performance up to 31.05.06 is that of the BVI-based LTIF, of which the LTIF Luxembourg is an identical successor. Previous performance is audited by Ernst & Young. Past performance is neither a guarantee nor a reliable indicator of future results. Performance data does not include the commissions and fees charged at the time of subscribing for or redeeming shares. This information has been furnished to you upon request and solely for your information and may not be reproduced or redistributed to any other person. It is not intended as an offer or solicitation with respect to the purchase or sale of shares of the Sicav. Neither the Central Administration Agent nor the Investment Manager assume any liability in the case of incorrectly reported or incomplete information. Please be aware that investment funds involve investment risks, including the possible loss of the principal amount invested. For a detailed description of the risks in relation to each share in the investment fund, please see the latest version of the prospectus, simplified prospectus, annual and semi-annual reports, which may solely be relied upon as the basis for investment decisions; these documents are available on www.s-i-a.ch or from the Central Administration Agent FundPartner Solutions (Europe) SA, 15A, avenue J.F. Kennedy, L - 1855 Luxembourg. LTIF Classic, Stability A Cap and Natural Resources (previously Global Energy Value) were approved for distribution in and from Switzerland by the Swiss Financial Market Supervisory Authority (FINMA) according to Art. 19 al. 1 of the Collective Investment Schemes Act, paying agent is Banque Pictet & Cie SA, Route des Acacias 60, 1211 Geneva 73, Switzerland. Legal representative in Switzerland is FundPartner Solutions (Suisse) SA, Route des Acacias 60, 1211 Geneva 73, Switzerland; notified to the Austrian Finanzmarktaufsicht according to §36 of the Investment Funds Act; authorised in France by the Autorité des Marchés Financiers (AMF) pursuant to Art. 411-58 of the AMF General Regulation; authorised by the German Bundesanstalt für Finanzdienstleistungsaufsicht (BaFin) according to §132 of the Investment Act; authorised in Italy by the Bank of Italy and the CONSOB according to Article 42 of Legislative Decree no. 58 of 24 February 1998; registered in the register of foreign collective investment schemes commercialized in Spain by the Comisión Nacional del Mercado de Valores (CNMV) pursuant to Art. 15 of the Law on Collective Investment Vehicles; recognised in the United Kingdom by the Financial Services Authority (FSA) as a recognised scheme within the meaning of Section 264 of the Financial Services and Markets Act 2000.